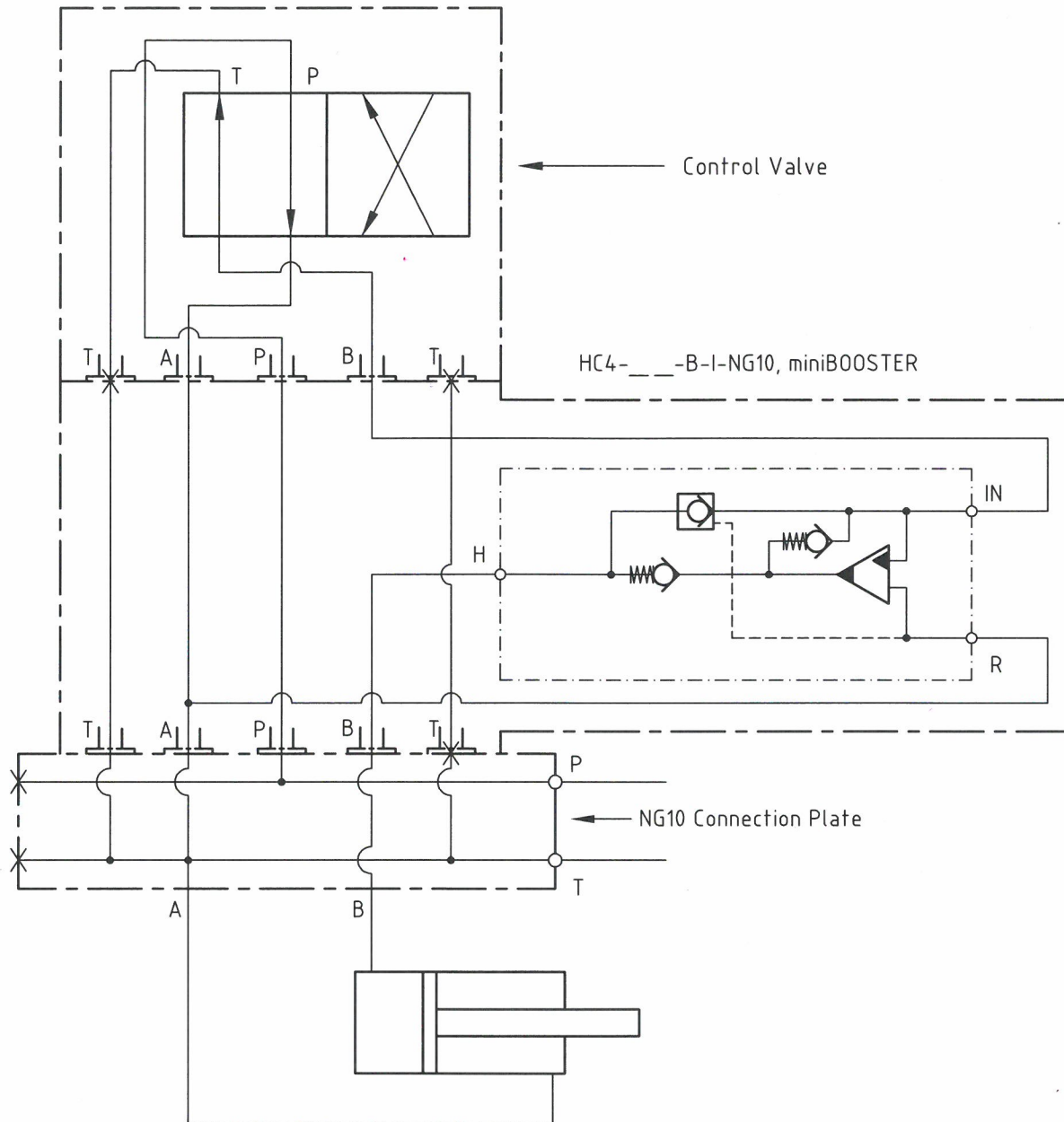




(✓) ✓



Assembly Drawing: 4-129-0__

Number	Designation	Material	Dimension	Issue	Matr. code No.
Changes		Date	Name	Ext. dim.: -, Int. dim.: +, Distance.: ±	Surface
				Meas. -range	Break all edges
				0-6	0.05
				6-30	0.10
				30-100	0.15
				100-300	0.20
				300-1000	0.30
				2 dec. ,00	Hardening depth
				1 dec. ,0	
				No dec.	HV
				0.30	
				0.50	
				0.80	
				1.20	
				2.00	
Replace		Scale	HC4-I-NG10 Funktionsdiagram		Confidential: Property of miniBOOSTER, HYDRAULICS A/S Denmark Not to be handed over to, copied or used by third party. 
Designer	Leif Hansen		HC4-I-NG10 Function Diagram		
Konf.			HC4-I-NG10 Funktionsdiagramm		
Date	03.08.2017				
Approv.					No.: 4-112-00